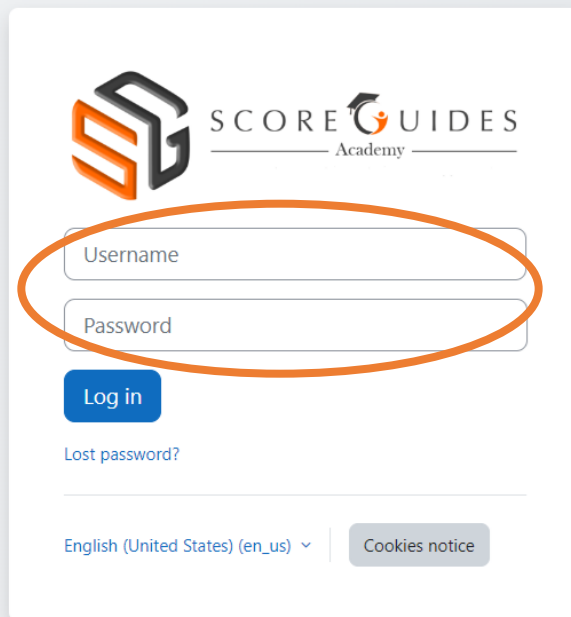


# Moodle Navigation and Study Guide



1. Visit our website and click on the **Portal**.



2. Provide your username and password given by the admin team.

Direct Moodle Link: <https://scoreguides.moodlecloud.com/login/index.php>




My courses Site administration

## My courses

### Course overview

All ▾
Search
Sort by course name ▾
Card ▾




TESOL Certificate  
Category 1

⋮





3. Upon login, access your program on Moodle.





## ORIENTATION



Welcome to the program orientation!

Start by reviewing the [Program Announcements](#) for important updates and introduce yourself briefly. Next, explore the **Program Poster** (Document 1) to understand the curriculum. Carefully read the "How to Study in This Program" guide (Document 2) and the FAQ (Document 3) for answers to common questions. **Be sure to download all these files for future reference.**

- 
[Program Announcements](#)

- 
[Self Introductions!](#)

[Mark as done](#)

Due: Wednesday, 31 December 2025, 1:58 PM
- 
[About the Program \(Poster+FAQ\)](#)
- 
[Program Guides \(How to Study+Moodle+Video Meetings\)](#)
- 
[Program Textbooks](#)
- 
[ONLINE LIBRARY!](#)

4. In the **orientation section**, students engage with General Announcements, Program documents, guides, textbooks, and library.



5. Look at the **overall structure** of each course in this program.

**A. Begin with course overview**

**B. Read the course summary then**

**C. Read the course modules**

**D. Access to the course multimedia files**

**E. Review the course glossary**


**F. Complete the discussion forum**


**G. Complete the assignment and submit!**


### TESOL 100 (TESOL Basics)


#### Course Overview


**TESOL 100** offers a foundational exploration of Teaching English to Speakers of Other Languages (TESOL) through three essential modules. **Module 1** introduces key TESOL concepts, including abbreviations, teaching expressions, and the global role of English, with a focus on cultural impacts and English teaching in Canada. **Module 2** covers teaching strategies for adult learners, highlighting Second Language Acquisition (SLA) theories, proficiency levels, and modern approaches like Universal Design for Learning (UDL). **Module 3** focuses on classroom management, offering practical strategies for organizing and managing both traditional and online ESL classrooms. The course prepares educators to create inclusive and effective ESL learning environments. 🎧 Listen to the podcast for each module to enhance your learning experience!


 TESOL 100 Course Summary

 TESOL 100 Modules

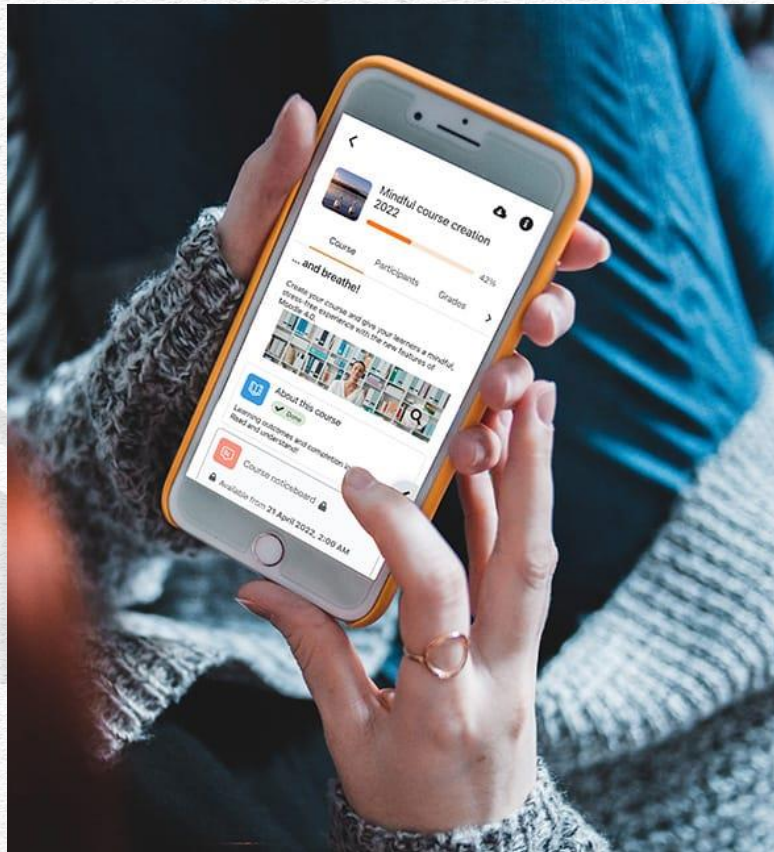

 Multimedia Files (Clips+Podcasts)

 TESOL 100- Glossary

 TESOL 100 Discussions  
Due: Tuesday, 31 December 2024, 12:35 AM 🔒 Mark as done

 TESOL 100 Assignment  
Opened: Wednesday, 14 August 2024, 12:00 AM 🔒





**[Android Link](#)**

**[IOS Link](#)**

Click to DOWNLIAD the Moodle Mobile app! Easy & Portable Access